


Pattern Suggestions

**Window Oblique
6074**



Side Note:
To indicate sunlight streaking through large bay window projected on floor.

(or)

**Flat Lines Breakup
3575**



Side Note:
Use **Flat Lines Breakup MS-3575** with a hazer to indicate sunlight coming through slats in a barn wall.

Act 3/Scene 2

Setting Same as Act 1/Scene 1

Lighting Indicators Time of day: early evening at sunset.

Color Suggestions Same as Act 1/Scene 1

Pattern Suggestions Same as Act 1/Scene 1

Notes



The End

APOLLO
DESIGN TECHNOLOGY, INC.

4130 Fourier Drive, Fort Wayne, IN 46818 USA
PH (01) 260.497.9191 FX (01) 260.497.9192 www.apollodesign.net

The Apollo



Playbook

VOLUME:3

An instructional guide to designing
visual effects for classic theater.















“Of Mice and Men”


















APOLLO
DESIGN TECHNOLOGY, INC.

"Of Mice and Men"

Author: John Steinbeck

Notes	Think up a special line here???????
Act 1/Scene 1	
Setting	Sandy bank of the Salinas River, sheltered with willows.
Lighting Indicators	Time of day: early evening at sunset.
Color Suggestions	AP7050  Fatherless Amber or AP7150  Santa Fe Ambet - Warm area lighting AP4870  Bluetylicious or AP4990  Hero Blue - Cool area lighting
Pattern Suggestions	<div style="display: flex; justify-content: space-around;"> <div style="text-align: center;"> <p><i>Steel Version</i> Foliage Detail 1083</p>  </div> <div style="text-align: center;"> <p>(or)</p> <p><i>Glass Version</i> Summer Tree SR-1020</p>  </div> </div> <p>Side Note: Can be projected on stage floor or backdrop with AP5960  Margarita Green.</p>
	<div style="display: flex; justify-content: space-around;"> <div style="text-align: center;"> <p>Water Shining 2249</p>  </div> <div style="text-align: center;"> <p>Textured Glass "Honeycomb"</p>  </div> </div> <p>Side Note: Shuttered to indicate a river with AP4700  Timid Blue Consider adding a Smart Move Rotator to the static Water Shining MS-2249 with a Honeycomb Textured Glass slowly rotating to indicate rippling water.</p>
	<div style="display: flex; justify-content: space-around;"> <div style="text-align: center;"> <p>Starry Night Lite MS-1092</p>  </div> <div style="text-align: center;"> <p>(or)</p> <p>Moon Natural SR-1009</p>  </div> </div> <p>Side Note: When sun is set add these two patterns.</p>
	<div style="display: flex; justify-content: space-around;"> <div style="text-align: center;"> <p>Camp Flames 2123</p>  </div> <div style="text-align: center;"> <p>Twister 2271</p>  </div> </div> <p>Side Note: Consider adding another Smart Move Rotator with Twister MS-2271 slowly rotating to indicate small campfire and Camp Flames MS-2123 in the static slot.</p>

Act 1/Scene 2	
Setting	Interior of the bunkhouse.
Lighting Indicators	Time of day: late morning the next day.
Color Suggestions	AP7050  Fatherless Amber or AP7150  Santa Fe Ambet - Warm area lighting AP4870  Bluetylicious or AP4990  Hero Blue - Cool area lighting
Pattern Suggestions	<div style="display: flex; justify-content: space-around;"> <div style="text-align: center;"> <p>Window Plain 6001</p>  </div> <div style="text-align: center;"> <p>(or)</p> <p>Double Pane Window 6076</p>  </div> </div> <p>Side Note: To indicate sunlight streaking through window projected on floor.</p>
Act 2/Scene 1	
Setting	Same as Act 1/Scene 2
Lighting Indicators	Time of day: same day 7:30 p.m.
Color Suggestions	Same as Act 1/Scene 2 Consider adding a bit of red AP8100  Mango Craze during fight.
Pattern Suggestions	<div style="display: flex; justify-content: space-around;"> <div style="text-align: center;"> <p>Window Plain 6001</p>  </div> <div style="text-align: center;"> <p>(or)</p> <p>Double Pane Window 6076</p>  </div> </div> <p>Side Note: To indicate evening light streaking through window projected on floor with AP4830  Blue My Mind.</p>
Act 2/Scene 2	
Setting	Room of Stable Buck.
Lighting Indicators	Time of day: 10:00 p.m. the next day.
Color Suggestions	AP7150  Santa Fe Amber - Warm area lighting AP4990  Hero Blue - Cool area lighting
Pattern Suggestions	N/A
Act 3/Scene 1	
Setting	Barn interior
Lighting Indicators	Time of day: mid afternoon the next day.
Color Suggestions	AP2140 ¼ CTO  Apollo Orange - Warm area lighting AP3200  Submissive Lavender - Cool area lighting Consider using the same red that was used in Act 1/Scene 2 AP8100  Mango Craze to echo the violence in the scene.